Alle Rechte vorbehalten/ All rights reserved

Y
(Lochbild)
(board drillings)

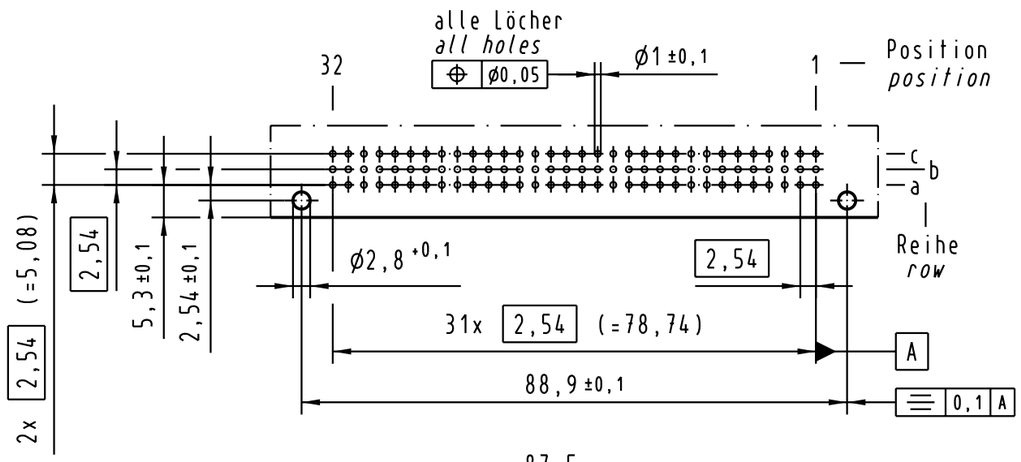

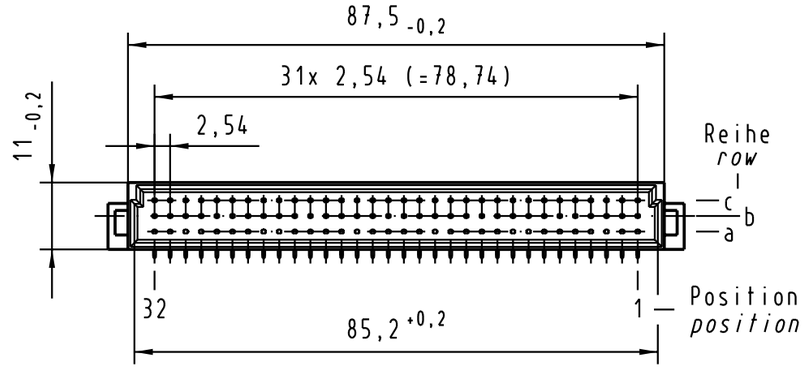

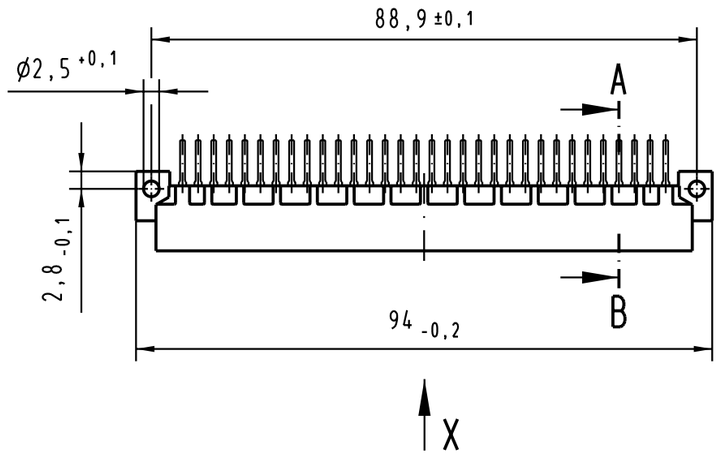

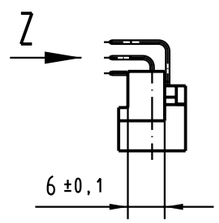

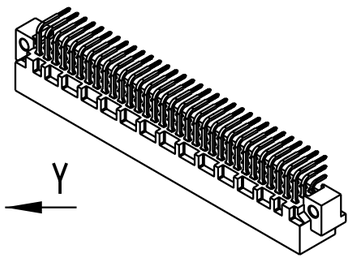

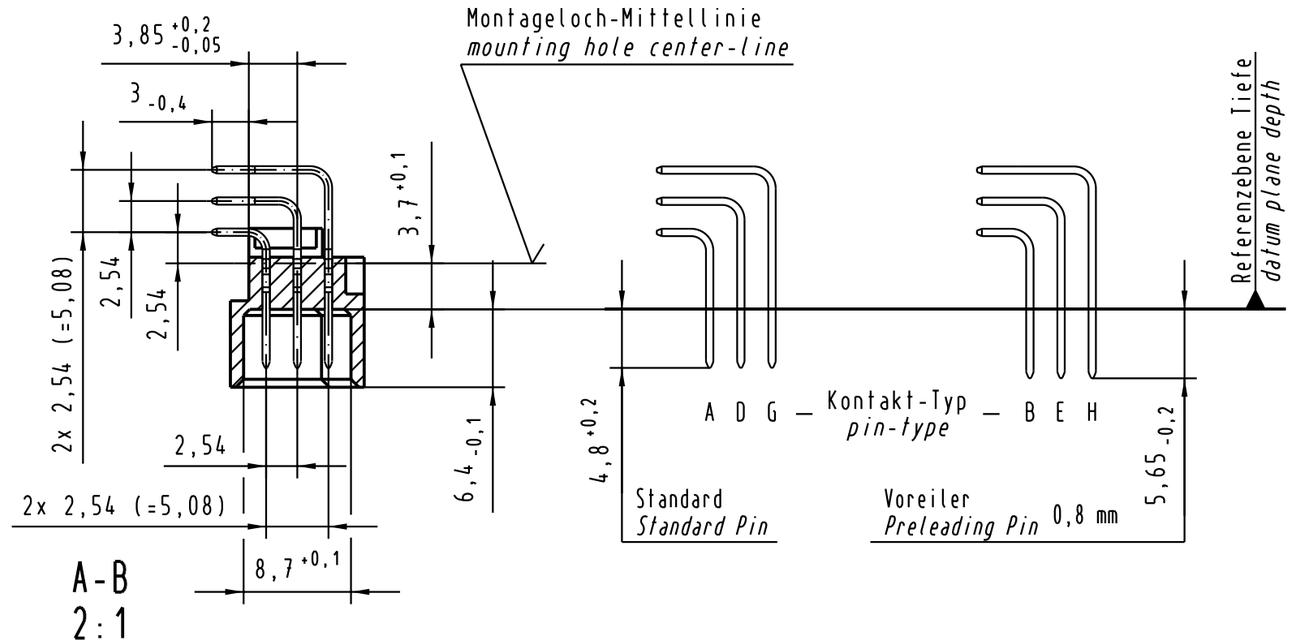

X Kontaktbelegung
contact loading

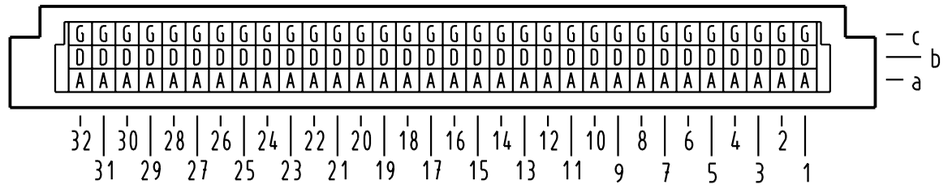

09 03 196 5919	–	min.0,76µm (30µin) Au über/over min.1,27µm (50µin) Ni
09 03 196 4919	VG	Au über/over Ni
09 03 196 7919	3	Au über/over Ni
09 03 196 6919	2	Au über/over Ni
09 03 196 2919	1	Au über/over Ni
Bestell-Nr. *Part-No.*	Anforderungsstufe nach IEC *performance level per IEC*	Kontaktoberfläche *Contact Plating*

Z
10 : 1

Querschnitt der Lötanschlüsse:
Cross-Section of solder terminations:

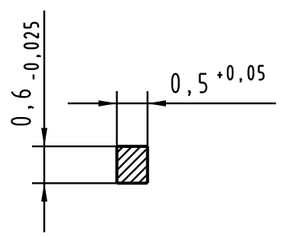

Reihe a,b,c: A = 0,288 - 0,33 mm²

All Dimensions in mm
Original Size DIN A 3

Techn. Character.

	Dat.	Name	Maßstab/*Scale*
Detail.	14.06.00	Rie.	1 : 1 (2 : 1)
Insp.	14.06.00	Be.	
Stand.			

Mod.	Dat.	Name
30797	24.01.02	Rie.
28020		

Nicht tolerierte Maße/*Free size tolerances*
siehe / *see* IEC 60603-2

Bauform C Messerleiste
Einlöt , 96 pol. , SMC (Hochtemperatur)
type C male connector
solder , 96 pol. , SMC (high temperature)

HARTING Electronics GmbH & Co. KG
D-32339 ESPELKAMP

TB 09 03 196 x919

Sub.

Blatt/*page* /