

Features

- RoHS compliant*
- 2/4 isolated resistors in an 0404/0804 size package
- E24 series from 10 ohms to 1 megohm
- Convex termination style
- Resistance tolerance $\pm 5\%$
- Suitable for all types of soldering processes
- Paper tape on reel for automatic placement

Model CAY10 - Chip Resistor Array

Specifications

Requirement	Characteristics	Test Method
Short Time Overload	$\pm 2\%$	Rated Voltage X 2.5, 5 seconds
Soldering Heat	$\pm 1\%$	260 °C ± 5 °C, 10 seconds ± 1 second
Temperature Cycling (5)	$\pm 1\%$	125 °C (30 minutes) - normal (15 minutes) -30 °C (30 minutes) - normal (15 minutes)
Moisture Load Life	$\pm 3\%$	1000 hours
Load Life	$\pm 3\%$	1000 hours

Characteristics

Characteristics	CAY10-xxxJ2	CAY10-xxxJ4
Number of Elements (Isolated)	2	4
Power Rating @ 70 °C per Resistor	31 mW	63 mW
Package Power Rating @ 70 °C	63 mW	125 mW
Resistance Tolerance	$\pm 5\%$	
Resistance Range (E24) plus Zero-ohm Jumper	10 ohms - 1 megohm	
T.C.R.	± 250 ppm/°C	
Max. Overload Voltage	50V	
Max. Working Voltage	25V	
Operating Temp. Range	-55 °C to +125 °C	
Rating Temperature	+70 °C	
Packaging	10,000 pieces per reel	

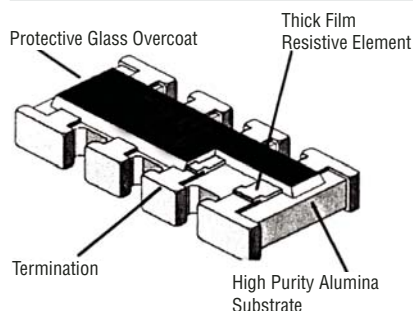
How To Order

CA Y 10 - 103 J 4 LF

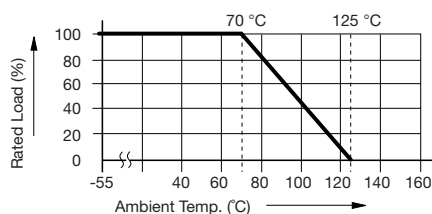
Chip Arrays — CA
 Type — Y
 • Y = Convex
 Model — 10
 • 10 = 04 Package Width
 Resistance Code — 103
 • 103 = 10 K ohms
 • 000 = Zero-ohm Jumper
 Resistance Tolerance — J
 • J = $\pm 5\%$
 Resistors — 4
 • 2 = 2 Resistors
 • 4 = 4 Resistors
 Terminations — LF
 • LF = Tin-plated (RoHS compliant)

For Standard Values Used in Capacitors, Inductors, and Resistors, [click here](#).

Construction



Derating Curve

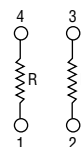


Typical Part Marking

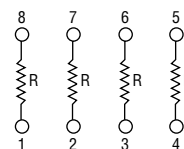
None on part. Label on reel will include part number.

Isolated Circuit

CAY10-xxxJ2



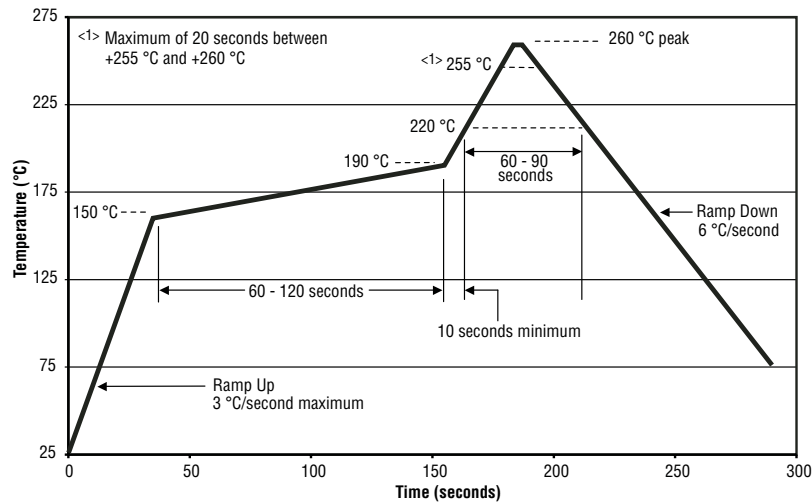
CAY10-xxxJ4



Model CAY10 - Chip Resistor Array

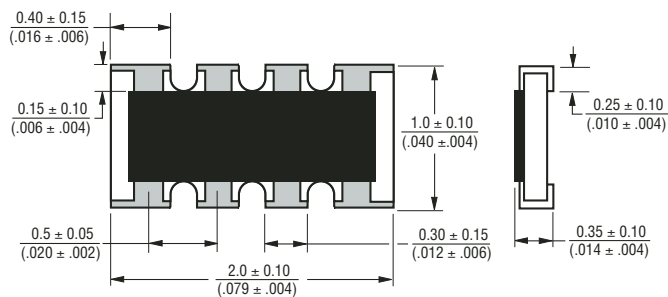
BOURNS®

Soldering Profile for RoHS Compliant Chip Resistors and Arrays

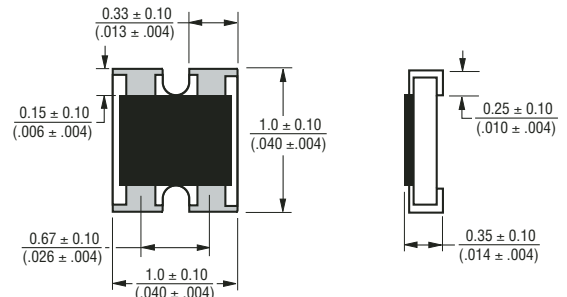


Product Dimensions

CAY10-xxxJ4

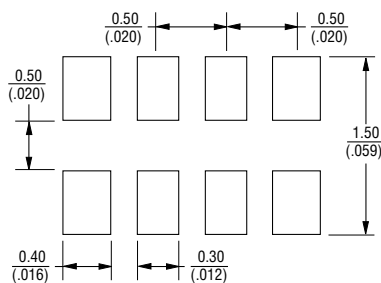


CAY10-xxxJ2

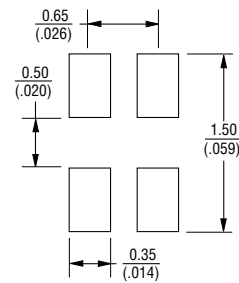


Land Pattern

CAY10-xxxJ4



CAY10-xxxJ2



DIMENSIONS: $\frac{\text{MM}}{(\text{INCHES})}$

Model CAY10 - Chip Resistor Array

BOURNS®

Packaging Dimensions

